


**YOU'LL NEED:** Pencil (HB or #2) · Eraser · Drawing paper · Colored pencils, crayons, or markers · Black marker for outlines

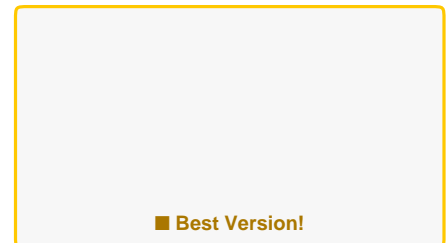
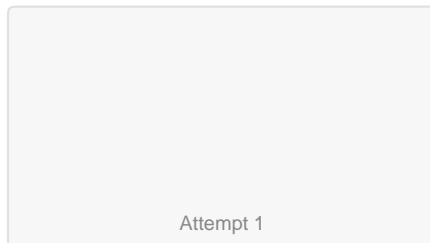
## STEP BY STEP

- 1 Start by drawing the basic outline shape for Learn How to draw an igloo house. Igloo drawing online using light pencil strokes
- 2 Add the main features and proportions to your Learn How to draw an igloo house. Igloo drawing online sketch
- 3 Draw the smaller details like eyes, patterns, or textures
- 4 Refine your lines and erase any guide marks you no longer need
- 5 Go over your final drawing with a black marker or dark pencil for clean outlines
- 6 Color in your Learn How to draw an igloo house. Igloo drawing online using colored pencils, crayons, or markers to bring it to life

## YOUR DRAWING SPACE



## PRACTICE ZONE



### ■ Parikshet's Tip:

I've drawn Learn How to draw an igloo house. Igloo drawing online many times, and each time it looks a little different. That's totally okay! Every artist has their own style.